



SCHAUSPIELHAUS GRAZ


Hofgasse 11

8010 Graz

T +43 316 8008

tickets@ticketzentrum.at

www.schauspielhaus-graz.com



ACCESSIBILITY

Accessibility by public transport

- Please use the route planner of the Styria Public Transport Network (Verbundlinie Steiermark): <https://verkehrsankunft.verbundlinie.at/>
- Free journey: outward journey from 3 hours before the start of the event, return journey up to 7 hours after the start of the event on all lines in the Styria Public Transport Network. <http://freiefahrt.buehnen-graz.com>

Car park (public)

- 2 disabled parking spaces at Freiheitsplatz (3.5 m wide), marked (sign and ground marking), approx. 50 m to the entrance
- 3 disabled parking spaces in Hofgasse in front of the Alte Universität (parallel to the road), marked (sign and ground marking), approx. 50 m level pathway to the entrance
- 1 disabled parking space in Hofgasse opposite the cathedral (parallel to the road), marked (sign and ground marking), approx. 100 m to the entrance

MAIN ENTRANCE (HOFGASSE)

Evening box office, access to HOUSE ONE and HOUSE THREE

Disabled access via ramp; alternatively, completely level access via café (entrance at Freiheitsplatz)

- Covered, sufficient and glare-free lighting
- Grating in front of the entrance and dust control mat suitable for wheelchairs
- **Threshold of 3 cm**
- Free from obstacles

Ramp (to the left of the steps)

- Minimum width 120 cm, non-slip ramp profile
- Longitudinal slope max. 6 %, cross slope 0.4 %
- Movement area at start and end at least 150 x 150 cm
- Handrail on the left, **not along the entire length of the ramp**
- Handrail at standard height, **not easy to hold (angular)**

3 steps


- Max. 16 cm high, first step is lower
- Steps at the front edge are not colour coded
- Steps width 160 cm
- Handrail only at the steps in the archway on the right
- At a height of 85–105 cm, **not easy to hold (angular)**



Ramp to main entrance

Doors

- Of the three entrance doors, the first one after the ramp is automated (operated with door opening button); **the second and the third entrance doors swing open**
- Due to the vestibule, there are two successive hinged doors
- The automated doors open in advance and close with a time delay
- **Door pivot range not marked on the floor**
- Door opening button clearly visible and at standard height
- Access area of at least 150 x 150 cm on both sides of the doors
- Made of glass (sufficiently marked)
- Passage width 104 cm, **3 cm door stop** (outer door only)



Automated doors at main entrance

Level entrance to café (Freiheitsplatz)

- Covered, pathway to entrance suitable for wheelchairs (asphalted)
- Swing door made from glass (with marking), usually open in the summer
- Double doors, clear door width 2 x 75 cm, no door stop
- Vertical bar handle on the inside and outside, **not easy to open**
- Dust control mat suitable for wheelchairs
- 2nd door hinged door made of glass, marking present
- double leaf, clear door width 2 x 75 cm
- Access area with 150 cm diameter in front of the 2nd door **not present due to the position of the vestibule**
- Lever handle on the outside, panic bar on the inside, **not easy to open**, no door stop




Level entrance to café

Foyer, counter, cloakroom

- At the counter, **no lowered place with max. 85 cm height, no under-counter wheelchair access**
- No induction loop system, communication with pen and paper possible, though
- Debit and credit card payments terminal at a maximum height of 85 cm and/or mobile
- Passage at the counter at least 90 cm wide
- Cloakroom always staffed, easy to access
- **No under-counter wheelchair access at cloakroom**



Cloakroom



Counter

HOUSE ONE
entrance via Hofgasse (main entrance)

Access to the ground floor of HOUSE ONE

- 3 steps from the foyer to the ground floor
- Steps at least 120 cm wide, at least 30 cm deep
- Max. 16 cm high, all steps the same height
- Handrail on both sides, at height of 104 cm, **not easy to hold** (no round cross section)
- Handrails extend for approx. 30 cm at both ends of the stairs
- Steps not colour-coded



Lift and steps to ground floor of HOUSE ONE

Lifting platform (to overcome the 3 steps)

- Dimensions of platform: 150 x 160 cm
- Door width of lifting platform 90 cm
- Controls at standard height
- At least 150 x 150 cm space before and after the lifting platform
- Wheel deflector available
- Lifting height 50 cm
- Auditorium staff can provide assistance

Doors

- Standard hinged door, 170 cm wide
- **2 cm door stop** (only on one side)
- 150 x 150 cm of space before and after the door

Auditorium

- 2 wheelchair spaces in the back row on the ground floor, at least 100 cm wide and 120 cm deep
- From these spaces, horizontal view and free view of the stage
- Walkway to these spaces at least 120 cm wide
- Area of 150 x 150 cm to access the spaces
- Spaces for accompanying persons available next to the wheelchair spaces
- Induction loop system available
- At least 3 places with stable armrests and foot space



Wheelchair spaces on ground floor

Lift foyer

leads to the 1st and 3rd tier of HOUSE ONE and HOUSE THREE

- Level access, movement area of at least 150 x 150 cm
- Passage width of lift door 90 cm
- Size of lift car: 100 cm wide, 135 cm deep
- Pushbuttons inside and outside in Braille, at standard height
- Audible signal on arrival and announcement in lift
- Mirror available; **no handrail**
- No downward staircase opposite lift door

ACCESSIBLE WC IN THE FOYER

Shared access with ladies WCs, but accessible WC separate; accessible WC marked

Doors

- Hinged door, easy to open, 90 cm passage width
- Lever handle at standard height
- WC door opens to the outside, can be unlocked from the outside in an emergency

WC

- Movement area of approximately 150 x 150 cm in front of the WC
- WC height 46 cm, accessed from the left, on this side 86 cm space to the handrail (100 cm to the WC bowl when the handrail is folded up)
- Horizontal handrails on both sides, fold upwards on the access side
- Additional vertical handrail, handrails and flusher at standard height
- Paper can be reached from the WC when sitting
- Upper edge of washbasin at a height of 85 cm, under-washbasin wheelchair access (flush-mounted siphon)
- Movement area of approx. 150 x 150 cm in front of the washbasin
- Mirror extends to the edge of the washbasin
- Emergency bell can be reached from the WC when sitting (goes to porter)



Accessible WC in foyer

HOUSE TWO

Side entrance in the courtyard (from the Hofgasse); access with stair lift and lift, a **mobile ramp** leads over the three steps to the stage area (the staff will be happy to help)

Entrance

- Covered, level and free from obstacles
- Doorbell **too high** (height of 117 cm instead of standard 85–90 cm)
- Dust control mat and/or grating suitable for wheelchairs
- Hinged door made of glass, does not swing through
- Access area of at least 150 x 150 cm on both sides of the door
- Passage width 106 cm, no two-sided threshold
- **Door is self-closing**



Entrance to HOUSE TWO

Stair lift

- Level access, at least 150 x 150 cm space in front of entry and exit
- Controls at standard height; wheel deflector present
- Dimensions of platform: at least 80 cm wide, 100 cm deep
- Doorman is always present at performances and happy to help
- Lifting height max. 1 floor



Stair lift

Lift

- Access to lift via stair lift (see above)
- Movement area of at least 150 x 150 cm before entry and exit
- Passage width of lift door 90 cm
- Door opens automatically, light barriers at max. height of 100 cm
- Lift car size: at least 110 cm wide, 140 cm deep
- Pushbuttons inside and outside in Braille, at standard height; handrail available
- Audible signal on arrival, **no announcement** in lift



Mobile ramp to guest auditorium

Auditorium

- **3 steps to the stage area** (a mobile ramp can be used if required)
- Hinged door (**self-closing**), 90 cm passage width
- **2 cm threshold** (one-sided), door handles at standard height
- Access area of at least 150 x 150 cm on both sides of the door
- Separate spaces for wheelchairs (at least 100 cm wide)
- From these spaces, horizontal view and free view of the stage
- Aisle to wheelchair spaces 300 cm wide
- Spaces for accompanying persons available next to wheelchair spaces

ACCESSIBLE WC IN HOUSE TWO (3RD FLOOR)

Accessible with the lift

- Hinged door, easy to open
- Passage width 90 cm, threshold-free
- Movement area of at least 150 x 150 cm on both sides of the door
- Lever handle at standard height
- Door opens to the outside, can be unlocked from the outside in an emergency
- **Movement area in front of WC of only 100 x 150 cm**
- WC in standard height; accessible from the right, 115 cm of space on this side
- Horizontal handrails at on both sides (fold upwards on access side), at standard height, **distance 76 cm** (standard 65–70 cm)
- Paper reachable from the WC when sitting (although not easy); flusher at standard height
- Under washbasin wheelchair access, plastic siphon, upper edge at standard height
- In front of washbasin, **movement area of just 100 x 100 cm** (standard at least 150 x 150 cm)
- Emergency bell can be reached from the WC when sitting (goes to porter)
- Mirror extends to the edge of the washbasin



Accessible WC in HOUSE TWO

HOUSE THREE

Access from the café via stairs, or via lift from the foyer (see above)

ADDITIONAL INFORMATION

- Half price for accompanying persons
- People with learning difficulties are welcome guests
- Staff are trained in managing people with disabilities
- Guide dogs are accepted
- Visual and audible alarm present
- Evacuation concept for people with disabilities
- On presentation of the theatre ticket, you will receive a discounted exit ticket for the Pfauegarten car park at Karmeliterplatz at the counter
- No baby changing table available in the WC

Validity: November 2016, errors and omissions excepted

Source: http://www.bereit-fuer-barrierefreiheit.eu/de/Betriebe/?xt=CEDOSCheckResults&xtMethod=showDataset&cat_id=1291&tobj_id=2786&show_details=1&show_catalogue=1#catalogue